

Goring CofE Aided Primary School

Board Diversity Data

Report Date: 25/11/2023

A note on this report: The data for this report was provided on the basis of consent and was accurate at the time of downloading (see date above).

The report only includes information for people allocated to the board's constitution.

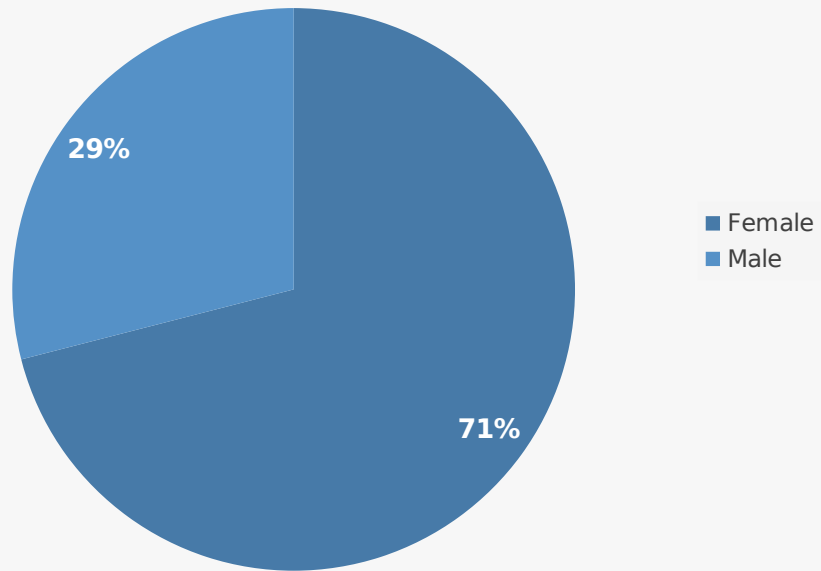
To ensure anonymity, the report will only be generated if a minimum threshold of members have filled in their personal information on GovernorHub. Data for each characteristic within the report will also only appear if a threshold has been reached.

Trust and Local Authority/Governance support service level reports will also be available for admins of these wider governance services.

For more information on **why** we are reporting on this data, **how** we are collecting it and how we are **keeping your data anonymous**, please visit our **[help centre](#)**.

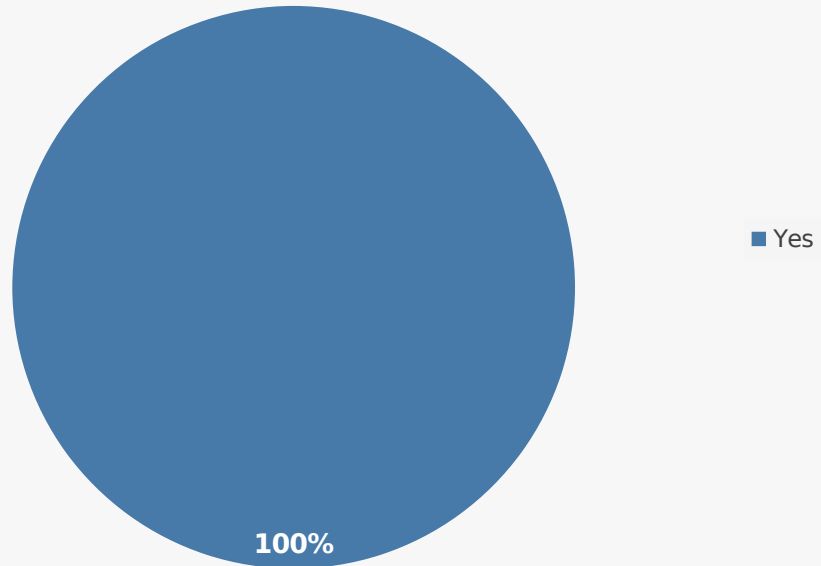


What is your sex, as registered at birth?



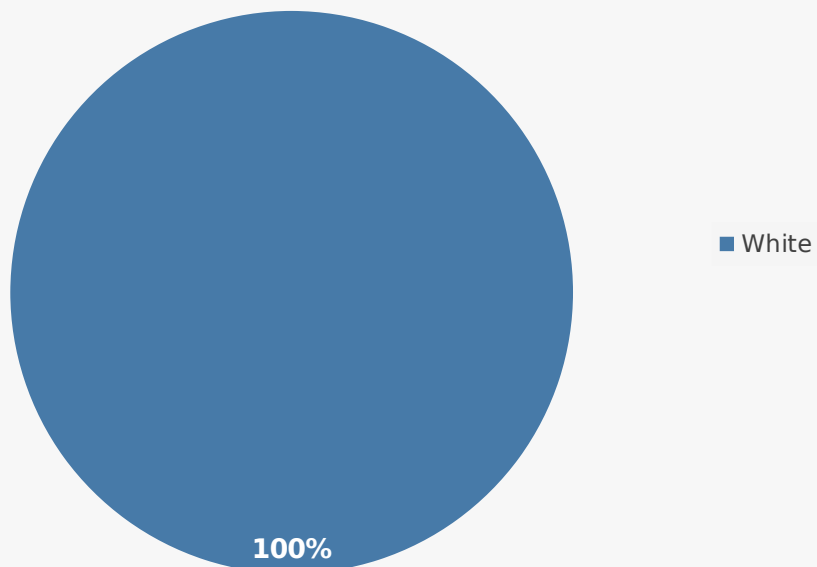
Gender	Percentage %
Female	71
Male	29

Is the gender you identify with the same as your sex registered at birth?



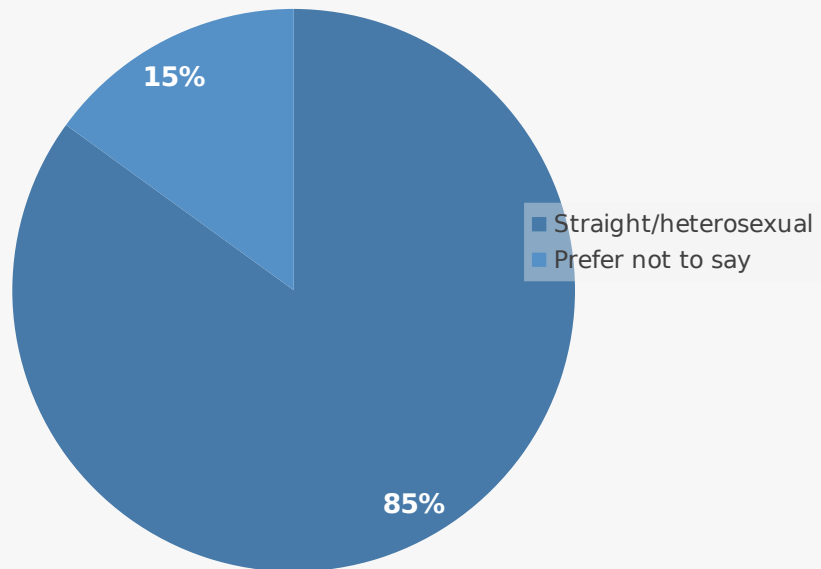
Same gender as at birth	Percentage %
Yes	100

What is your ethnic group?



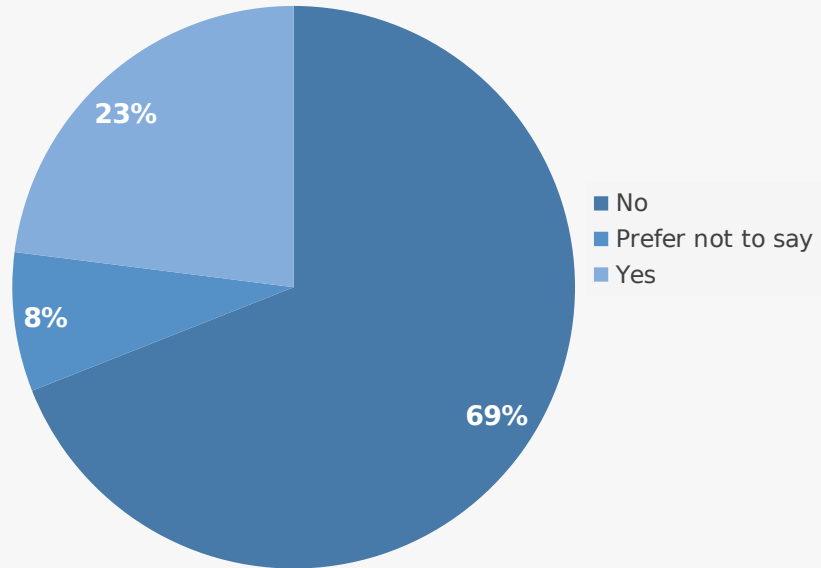
Ethnicity	Percentage %
White	100

Which of the following best describes your sexual orientation?



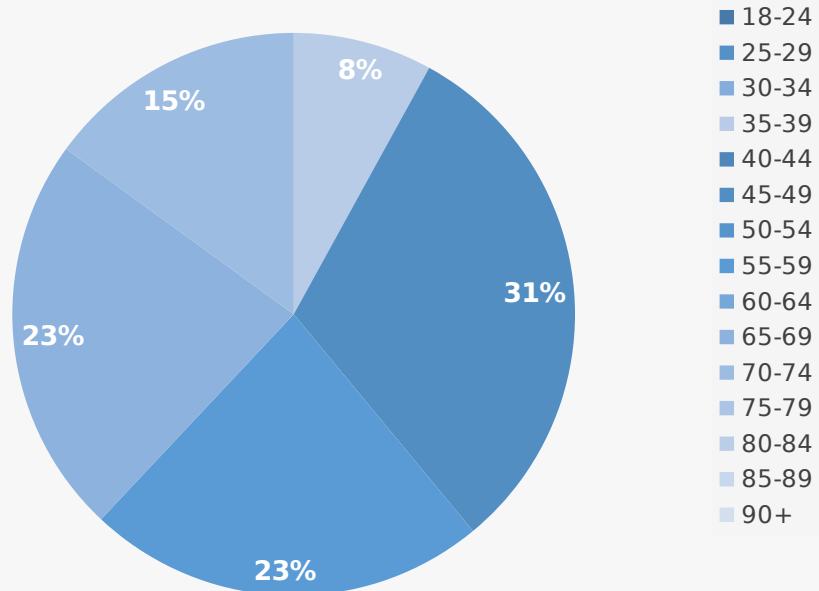
Sexual orientation	Percentage %
Straight/heterosexual	85
Prefer not to say	15

Do you have any physical or mental health conditions or illnesses lasting or expected to last 12 months or more?



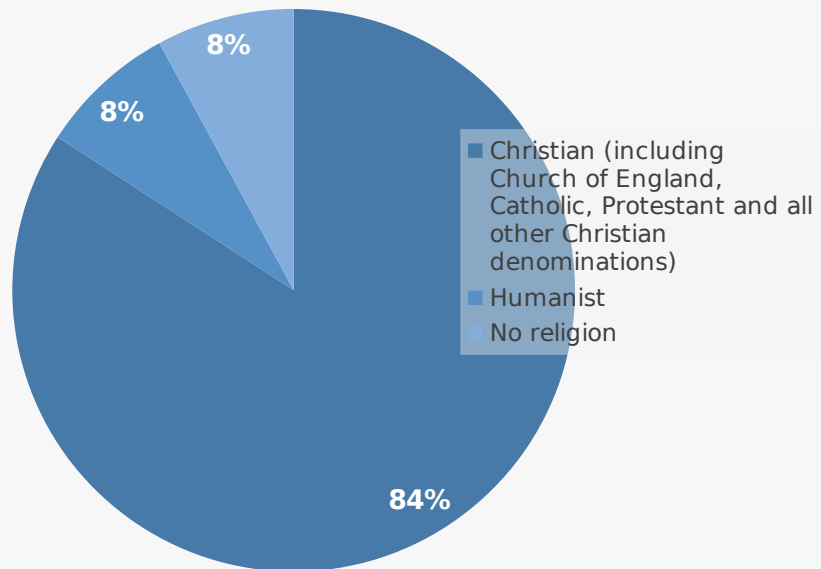
Longterm conditions	Percentage %
No	69
Prefer not to say	8
Yes	23

Percentage of governors by age band



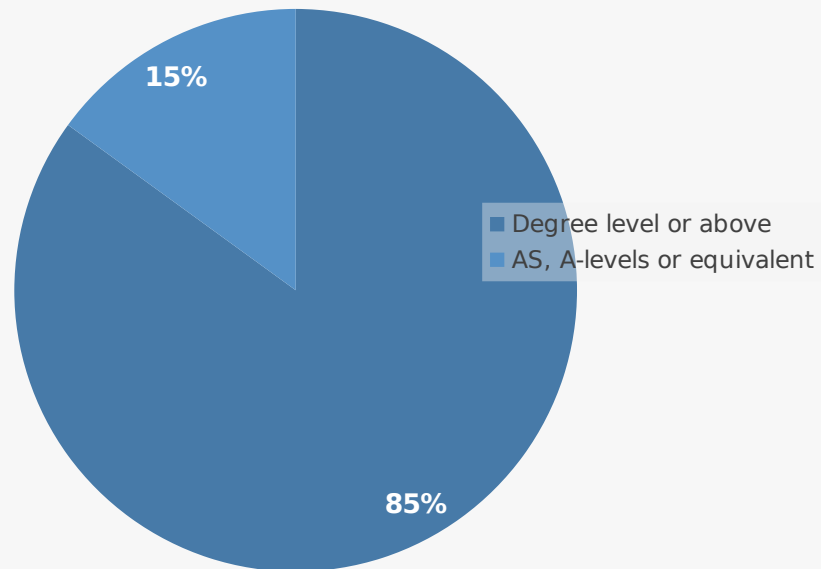
Age band	Percentage %
18-24	0
25-29	0
30-34	0
35-39	8
40-44	0
45-49	31
50-54	0
55-59	23
60-64	0
65-69	23
70-74	15
75-79	0
80-84	0
85-89	0
90+	0

What is your religion?



Religion	Percentage %
Christian (including Church of England, Catholic, Protestant and all other Christian denominations)	85
Humanist	8
No religion	8

What is the highest level of education qualification you have achieved (either in England, the wider UK or elsewhere)?



Education level	Percentage %
Degree level or above	85
AS, A-levels or equivalent	15